



FREE eBook

LEARNING eclipse-rcp

Free unaffiliated eBook created from
Stack Overflow contributors.

#eclipse-rcp

Table of Contents

About.....	1
Chapter 1: Getting started with eclipse-rcp.....	2
Remarks.....	2
Examples.....	2
Download Eclipse for RCP development.....	2
Setup Workspace.....	2
Setup Hello World Project.....	3
Credits.....	6

About

You can share this PDF with anyone you feel could benefit from it, downloaded the latest version from: [eclipse-rcp](#)

It is an unofficial and free eclipse-rcp ebook created for educational purposes. All the content is extracted from [Stack Overflow Documentation](#), which is written by many hardworking individuals at Stack Overflow. It is neither affiliated with Stack Overflow nor official eclipse-rcp.

The content is released under Creative Commons BY-SA, and the list of contributors to each chapter are provided in the credits section at the end of this book. Images may be copyright of their respective owners unless otherwise specified. All trademarks and registered trademarks are the property of their respective company owners.

Use the content presented in this book at your own risk; it is not guaranteed to be correct nor accurate, please send your feedback and corrections to info@zzzprojects.com

Chapter 1: Getting started with eclipse-rcp

Remarks

This section provides an overview of what eclipse-rcp is, and why a developer might want to use it.

It should also mention any large subjects within eclipse-rcp, and link out to the related topics. Since the Documentation for eclipse-rcp is new, you may need to create initial versions of those related topics.

Examples

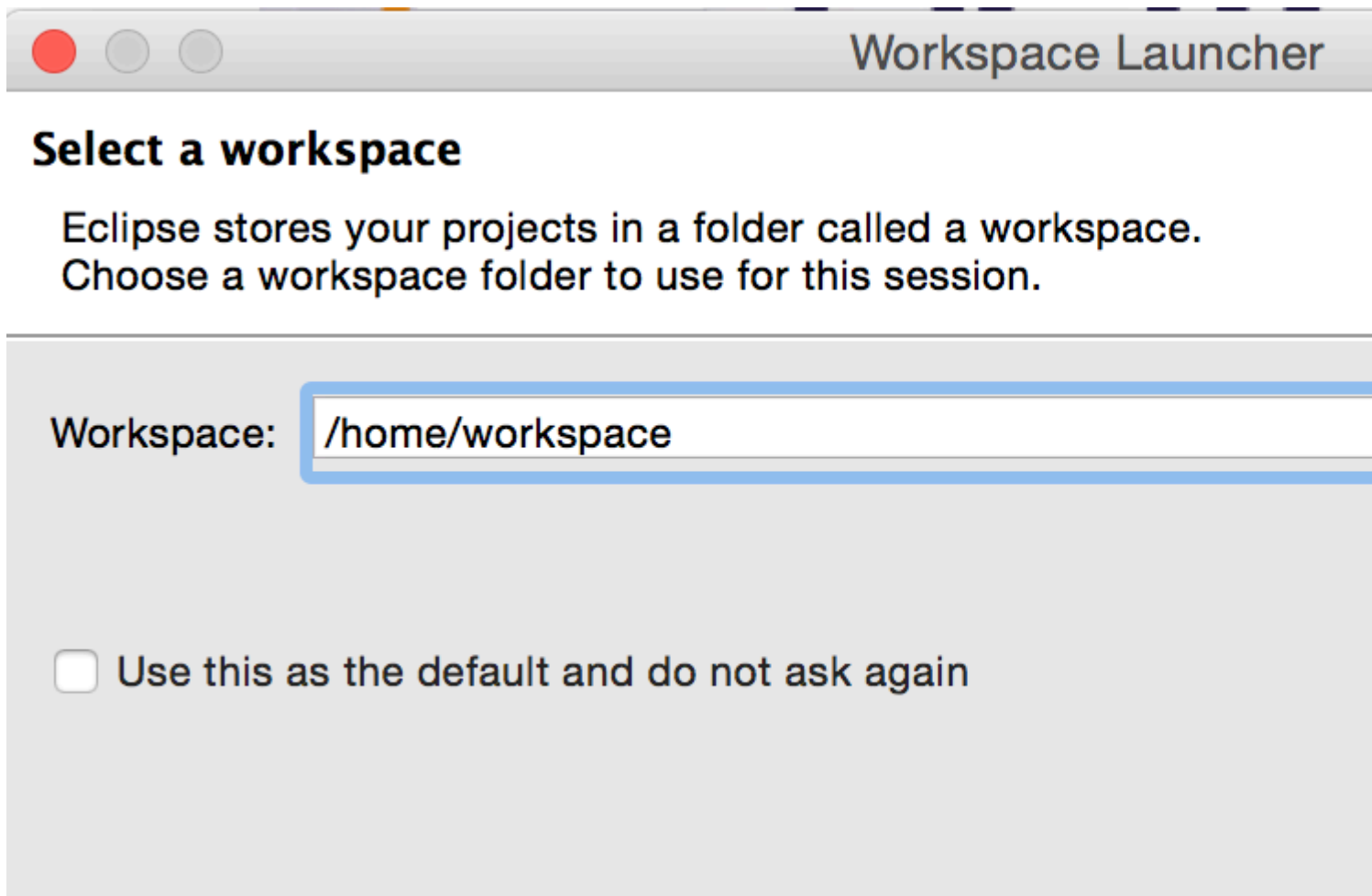
Download Eclipse for RCP development

To install Eclipse RCP follow the steps :

1. Download Eclipse RCP/RAP version from Eclipse.org [Eclipse RCP/RAP project downloading URL](#)

Setup Workspace

Open Eclipse first time, it will ask to enter Workspace



Select ok, after entering the Workspace(Please select the file location which has write access to the user)















Setup Hello World Project

Select following from Menu : File -> New... -> Other...

Select a wizard

Create a Plug-in Project

Wizards:

-  Class
-  Class Diagram
-  Interface
-  Java Project
-  Java Project from Existing Ant Buildfile
-  **Plug-in Project**
-  Resource
-  Template
- ▶  General
- ▶  Actifsource
- ▶  AspectJ
- ▶  Connection Profiles
- ▶  CVS
- ▶  Database Web Services



< Back

Next >

Cancel

<https://riptutorial.com/eclipse-rcp/topic/1996/getting-started-with-eclipse-rcp>

Credits

S. No	Chapters	Contributors
1	Getting started with eclipse-rcp	Community , Harikrushna Vanpariya